




**ZUM WALD**



We are a manufacturer of confectionery machinery, packaging machinery, laboratory equipment, processing and manufacturing machinery for chocolates, as well as attractions for confectionery shops. We also have a great deal of experience in the construction of special machines, mechanical processing and the automation of working processes.

**Packaging  
machinery**



**Manufacturing  
machinery**



**Processing  
machinery**



**Attractions**




**Mechanics**



**Tensile testing**



**Special machines**



**Constructions**



**ZUM WALD**

That's one small step in chocolate production, one giant leap for better taste and quality.

Est. 1930

[www.zum-wald.ch](http://www.zum-wald.ch)





# PACKAGING MACHINERY

Our machines are very flexible and are adapted to specific customer requirements.

We have decades of experience in the packaging of chocolate products. Our packaging machines pack chocolates, pralinés, truffles, chocolate eggs, chocolate bars, large half-shells, small and large hollow figures and bars of chocolate.


- Packaging machinery for products up to 85 mm
- Packaging machinery for products up to 100 mm
- Packaging machinery for marrons glacés (candied chestnuts)
- Packaging machinery for half egg-shells made from chocolate up to 200 mm
- Packaging machinery for hollow figures made from chocolate up to 260 mm
- Packaging machinery for chocolate bars with or without a wrapper




ZUM WALD – wm80rtn



ZUM WALD – wm50rtn



ZUM WALD – wm30rtn



ZUM WALD – wm20r



ZUM WALD – mg25



ZUM WALD – he32



ZUM WALD – sr15



ZUM WALD – c10r







# MANUFACTURING MACHINERY

We now offer small conches for refining the chocolate in the most varied of designs. Our conches are ideal for conching small batches, as well as for the development of new products and quality checks.

The large cocoa smelters are amongst the most efficient and user-friendly machines of their kind.

- Conches for small batches up to 50 kg
- Laboratory conches up to 20 kg
- Three-roll mills 400 mm
- Longitudinal conches up to 50 kg
- Smelter for cocoa mass and cocoa butter up to 650 kg/h
- Casting container for cocoa mass blocks up to 1100 kg



ZUM WALD – LC05



ZUM WALD – LC20



ZUM WALD – SO 650



ZUM WALD – GS1100




# PROCESSING MACHINERY

We produce small moulding machines that are suitable for filling chocolate shells, chocolate bar moulds and hollow shaped shells. Various cutting and moulding machines for the processing of blister foils, chocolate, pastries and gingerbread are included in our range of products.

- Depositors
- Moulders
- Small depositors
- Cutting machines for decoration
- Cutting machines for aluminium foil
- Cutting-out machines for gingerbread
- Cutting machines for pastry and dough
- Chocolate pump 500 kg/h




ZUM WALD – D09





ZUM WALD – CUT 01



ZUM WALD – CUT 02



ZUM WALD – CUT 03



# ATTRACTIONS

The small longitudinal conche is an appealing centre of attraction in shops and helps to promote sales. This small conche has a genuine relationship to the manufacture of chocolate.

Longitudinal conche 1 kg

Longitudinal conche 5 kg

Longitudinal conche 10 kg

Longitudinal conche 20 kg



ZUM WALD – LR01



ZUM WALD – LR05



ZUM WALD – LR01 spez



ZUM WALD – LR01

# MECHANICS / MANUFACTURE OF SPECIAL PURPOSE MACHINERY

We produce mechanically processed components on CNC machines. Turning, drilling and milling work to produce individual pieces, as well as small and medium sized production runs, these are our strong points. We repair and service your machinery and installations. We are also engaged in designing and manufacturing special purpose machines, automation technology, tensile testing machinery to test dovetail keys and laminated timber. A number of well-known companies and institutions have already made use of our services and technical skills.



Milling



Turning



Tensile testing of wood



Special machines



## ZUM WALD

Maschinen- & Apparatebau · 3762 Erlenbach / Switzerland  
Tel. +41 33 681 12 64 · Fax +41 33 681 11 54  
[www.zum-wald.ch](http://www.zum-wald.ch) · [info@zum-wald.ch](mailto:info@zum-wald.ch)